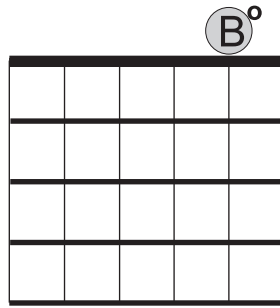
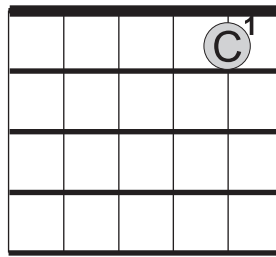


NOTES ON THE SECOND STRING

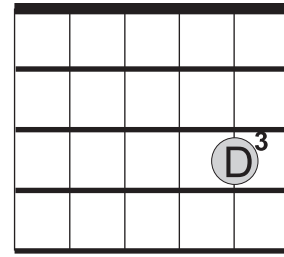
Natural Notes on the B String






2nd string open



1st fret
1st finger



3rd fret
3rd finger



Now we are moving on to learning the natural notes on String 2, the B string. The notes are: open B C fret I D fret III

Make sure that your thumb is in position behind your middle finger to give your hand strength. When you feel comfortable with these notes play B C D on string II and E F G on string I like a ladder of notes.

